



Control Equipment Pty Ltd

QUICK REFERENCE GUIDE

GX-3R



World's lightest and smallest multi-gas detector on the market

GX-3R Manual Link:

<https://controlequipment.com.au/GX-3R>



Phone: 1800 174 536

Email: sales@controlequipment.com.au

Head Office:

1/3 Deakin Street
Brendale QLD 4500

Perth Office:

5/30 Enterprise Crescent
Malaga WA 6090


www.controlequipment.com.au

START UP

POWER ON

- 1) Press & hold  to turn unit on

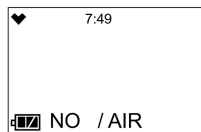
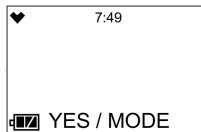
AUTO FRESH AIR ZERO



Press  to confirm

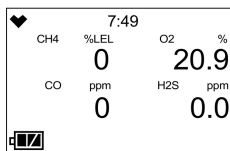
Or

Press  to skip




If no buttons are pressed within 15 seconds the unit will skip the fresh air zero

- 2) Normal Operation



DEMAND FRESH AIR ZERO

- 3) Press & hold  to perform a demand zero while in normal operation at any time

THIS MUST BE DONE IN A CLEAN AIR ENVIRONMENT

POWER OFF

- 4) Press & hold  to turn the unit off


BUMP TEST


Equipment Needed:

- 0.25 LPM regulator
- Non-absorbent tubing
- Calibration adaptor
- Calibration gas

If prompted on the unit start-up, follow the on-screen display instructions

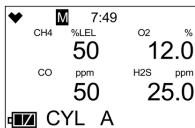
1) While the unit is off press & hold  +  to enter the user mode

2) Press  to confirm and enter the bump menu




3) Confirm the gas concentration values match the gas cylinder

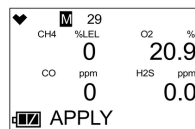
4) Attach the calibration adaptor and apply gas




Note the correct orientation of the calibration adaptor

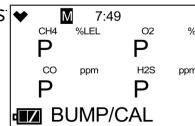
UNIT MUST BE TURNED ON FOR AT LEAST 45 SECONDS BEFORE PERFORMING A BUMP TEST

5) Press  to start the 30 second countdown



6) Sensors will show 'P' for pass on a successful bump test

7) Press  button to display 'start' then press again to turn the unit on



If on the sensors fail the bump test, the unit will begin an automatic calibration and a further 60 second countdown will apply

Refer to the manual for more information

ACCESSORIES

SDM-3R

Calibration Station for the GX-3R & Pro

- Automatic or manual bump tests/calibrations
- Save bump test and calibration records to USB flash drive or computer



RP-3R

Attachable Motorised Sample Drawing Pump for GX-3R

- Audible and visual alarms for low flow and low battery conditions
- Hoses up to 100' length



Telco Kit

A kit to meet the demands of telecommunication professionals

- GX-3R, 3 metre hose & probe, hand aspirator included
- Hard carry case



Calibration & Accessories

- Calibration gas cylinder
- 0.25 LPM regulator
- Non-absorbent tubing
- Calibration cup
- IrDA USB (For use with data logging software)
- 5-Way charger



Head Office:

1/3 Deakin Street
Brendale QLD 4500

Perth Office:

5/30 Enterprise Crescent
Malaga WA 6090